


TableCUT-200

Automatic Cut-Off Machine


CUTTING



2023
05 / 19

TableCUT-200 Automatic Cut-Off Machine

TableCUT-200 is a manual-auto cut-off machine which equipped with a variety of fixtures that can cut irregular-shaped workpieces, suitable for various metal materials, PCB circuit boards, semiconductors, crystals, ceramics, quartz glass and petrographic samples, etc. It is one of the necessary equipment for sample preparation in the laboratories of factories, R&D Institute and college.



Features:

- ◆ 5" Mainstream touch screen, manual type automatic program control, intuitive and convenient;
- ◆ The cutting speed is precisely adjustable from 0.01-5mm/s;
- ◆ The speed of the cut-off blade is adjustable from 500-3000rpm, with speed pre-set buttons;
- ◆ Laser alignment which can locate the cutting routine precisely, quick clamping the fixture;
- ◆ Auto quick find the origin in idle speed, saving cutting time;
- ◆ Wet and dry cutting, hidden cooling system, simple and beautiful;
- ◆ Equipped with a variety of fixtures for cutting of irregularly shaped workpieces, automatic fixture is optional;
- ◆ Manual and automatic integration, making cutting easier;
- ◆ Four cutting modes available, built-in overload protection ensures perfect cutting results.



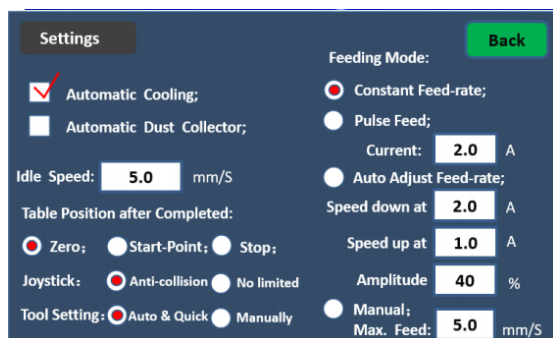
Constant speed cutting: for easy cutting sample in quick cutting.

Pulse cutting: cutting for materials prone to burns.

Speed automatic adjustment cutting: automatically adjust the cutting speed according to the cutting current to improve the cutting quality and protect the motor.

Manual cutting: manual cutting mode, the speed can be setting in control speed.

Control Panel Introduction:



- ① Blade speed
- ② Feed rate
- ③ The travel of the table
- ④ Current parameters display
- ⑤ Start & stop button
- ⑥ Other buttons

Technical Specifications:

Model		TableCUT-200
Wheel	Speed	500-3000rpm
	Diameter	Φ200mm
	Arbor	Φ12.7/Φ22mm
Electrical	Voltage/Frequency	220V/50Hz
	Voltage Power	1.5KW
	Touch Screen	5 inch
	Y-axis feed	Manual movement via joystick or automatic feed
Cutting Capacity	Max. diameter	Φ50mm
	Max. square section	50x126mm
Workbench	Dimension (WxD)	465x270mm
	Travel	240mm
Cooling Tank	Capacity	5L
Dimensions	WxD×H	570×717×405mm(Close) , 570×717×900mm(Open)
Weight		63kg

Related Consumables & Accessories:



Cut Off Wheels



Diamond Wafering Blades



Cutting Coolant



Vertical Clamp-60



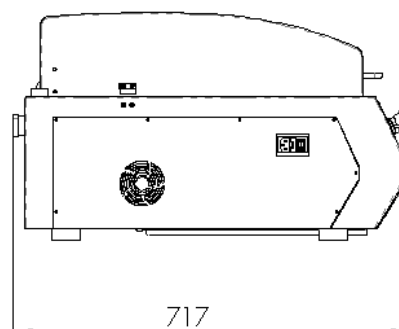
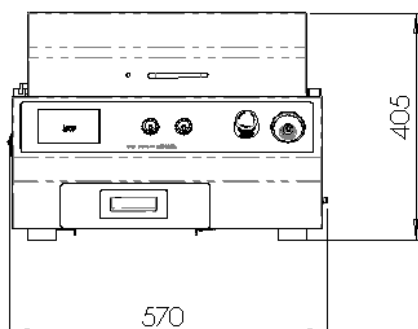
Customized Vise















Fast Lock Vise

Dimension Figure



Unite: mm



Technical Specifications:

1	Flat Push Fixture		One on each side	1set
2	Open spanner		Open spanner M24、 M33	1each
3	Allen key		M5mm Allen key	1pc
4	Cutting blades fix		Lock nut 1pcs+Fixing piece 2pcs	1set
5	Air inlet pipe		Φ4mm PU pipe (Fast screw joint included)	1pc
6	Magnetic Brush		Brush for protective cover	1pc
7	Splash guard		Stainless Steel	1pc
8	Ring for wheels with different arbor size		Φ32	1pc
9	Coolant		TJ-1410 (500ml)	1bottle
10	Aluminum Oxide Cutting wheel		A602001 (200*22*0.8)	10pcs
11	DP Diamond Plating Wafering Blade		DP202210	1pc
12	Power cable		220V, 10A, 1.5M	1pc

Optional accessories:

1	Vertical Clamp		220V, 10A, 1.5M	1pc
2	X-axis feed fixture			1pc

Purchase list:

Cut Off Wheels:

01.01.118	A60 Cut Off Wheels(Extremely Hard)	A602008	200*22.0*0.8mm	10pcs
01.01.224	A50 Cut Off Wheels(Medium Hard)	A502008	200*22.0*0.8mm	10pcs
01.01.315	A30 Cut Off Wheels(Soft)	A302008	200*22.0*0.8mm	10pcs
01.02.422	S20 Cut Off Wheels(Soft Non-Ferrous)	S202008	200*22.0*0.8mm	10pcs

Diamond Wafering Blades:

01.03.551	DP Diamond Plating Wafering Blade	DP202210	200*22.0*1.0mm	1PC
01.04.656	DR Diamond Resin Bond Wafering Blade	DR201310	200*22.0*1.0mm	1PC
01.05.748	DM Diamond Metal Bond Wafering Blade	DM202210	200*22.0*1.0mm	1PC

CBN Wafering Blades:

01.06.950	CBN-R CBN Resin Bond Wafering Blades	CBN-R202210	200*22.0*1.0mm	1PC
01.10.950	CBN-M CBN Metal Bond Wafering Blades	CBN-M202210	200*22.0*1.0mm	1PC

Cutting Coolant:

01.07.810/820	TJ 1220 Cutting Coolant	1L/5L
01.07.857/860	TJ 1410 Cutting Coolant	1L/5L
01.07.890/900	TJ 1506 Cutting Fluids Preservatives	1L/5L



TROJAN (SUZHOU) MATERIAL TECHNOLOGY CO.,LTD

Tel: +86-512-65283666

Email: sales@trojanchina.com

Web: www.trojanworld.com

Add: Building 26, No.228 Gongtang Road, Luzhi Town, Wuzhong Suzhou, China

